

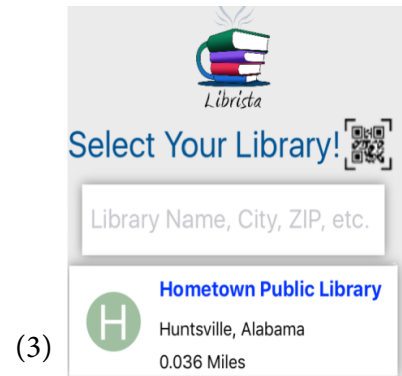
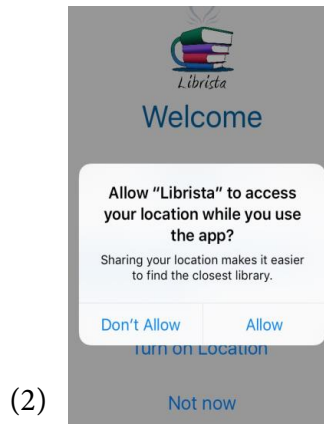
Librista for iPhone and iPad

Librista is an easy way to find items in the library's collection outside of the library.

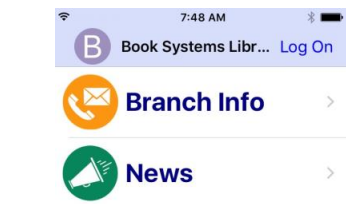
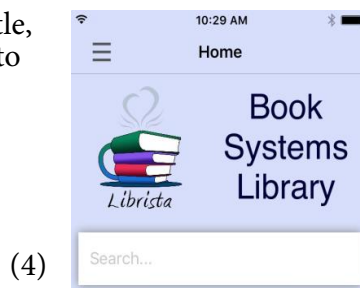
1. Download the Librista APP onto your iPhone or iPad.



2. Allow Librista to access your location while you use the APP to find the nearest library.
3. Librista suggests libraries based on your current location, but you can also search by name, city, or ZIP to find your library. Choose your library from the list.



4. Begin searching the catalog by entering a title, author or keyword. Tap on the book cover to see more information about that book.



5. The first time you select a book to reserve, you will receive an error message saying you need to log in. Back up one screen and enter your log in information in the top right corner. Your user name is your library card number and the password is your last name in all capital letters.

6. When you are ready to reserve a book, tap on the green circle with the lock.

The backpack saves the title so you can look at it later.



7. After you have reserved your books, the Huron Public Library will contact you when they are ready to pick up.

If you have any questions, call
the Huron Public Library at 605-353-8530.