

2013 Annual Report



Huron Police Department

Release Date: March 1, 2014

The 2013 Annual Police Report is an incomplete report this year for many reasons. Prior to July of 2011, crime statistics were not kept by the Huron Police Department. Except for a few months in 2003, the department did not report crimes to the State of South Dakota or to the Federal Bureau of Investigation for inclusion in the annual FBI crime statistics report. In addition, the records management system (RMS) used by the department until November 12, 2013 was limited and did not track all crimes, arrests, or calls for service.

For these reasons, this report contains those crimes and calls for service that we are able to track. Some such as those for the crime of Driving Under the Influence of Intoxicants (DUI) are accurate numbers. Others such as Assault or Burglary are correct numbers but are not complete as a case may be coded in the records system as a disturbance call but the actual crime was the assault or burglary. When the officer writes the report it could show up as a miscellaneous call, disturbance call or another crime that occurred.

We also do not have numbers to compare for prior years as they were not kept and it is not possible to go back and do an in-depth review each individual case in order to have a meaningful comparison.

This report is broken down into various categories and total numbers for all reported crimes will be presented. The major categories are crimes against persons, crimes against property, crimes against society, drug crimes, miscellaneous calls for service, traffic services and finally a section related to department operations.

Overall, in 2013 there were 2,143 reported crimes. This is a decrease of approximately 25% over the 2,685 reported crimes in 2012. As a reminder, 2012 saw an increase of 20% over 2011 numbers. Of those reported crimes, we made 1,411 arrests that is an approximate decrease of 21% over the arrests made in 2012. Because of our record system we do not know how much of the changes are a result of better data collection and how much is actual criminal activity changing. ***Until we have a few years of data collection with our new records management system, we do not recommend that the increases or decreases be considered as an indicator of crime trends in the city.***

It needs to be noted that several crimes can occur in one incident by one person or by multiple persons. We have cases of one person committing 16 different crimes and others where five people committed one crime. In addition, crimes that occurred in 2012 and were reported in 2013, will count in the 2013 numbers. The same goes with arrests as people were arrested in 2013 on 2012 cases. It should also be noted that warrants are issued in many cases. Whenever a person is arrested on a warrant for a crime, it goes as a warrant arrest and not for what the warrant was for. Therefore, while we may have made only 71 arrests for theft, several theft cases were closed when the suspect was arrested on the warrant.

During 2013, the reported value of all property stolen was \$284,217.45 which is slightly higher than the \$273,353.67 reported stolen in 2012. We recovered \$71,746.06 of stolen property in 2013 compared to \$134,709.35 in 2012. An additional \$102,379.15 in property damage was reported in 2013 compared to the \$111,231.34 in property damage due to crime in 2012. These are reported numbers, the actual amount is much higher because many victims did not know or would not give us an estimate of the value of their property taken, recovered or damaged. The recovered value is for what we did recover but is should be remembered that some of the property loss value is lower as the property may have been damaged between the time it was stolen and the time it was recovered. That damage amount does not show up in the value of property damaged either.

Finally, in the area of traffic services there were 620 traffic crashes in 2013 slightly up from the 613 reported traffic crashes in 2012 which was down 27% from the 835 reported in 2011. These traffic crashes resulting in no fatalities and 42 injury crashes during 2013. The department issued 2,220 traffic citations in 2013 compared to the 2,251 traffic citations in 2012.

I hope you find this basic report useful. Future annual reports will be more detailed and will eventually allow us to provide analysis of crime data. If anyone has suggestions for future reports, please contact me at any time.

Gary D. Will Jr.
Director of Public Safety

“The mission of the Huron Police Department is to work in partnership with our community to provide effective police services in order to protect, preserve, and improve the quality of life that we hold, while striving to recognize, defend and respect all whom we serve.”

QUICK FACTS

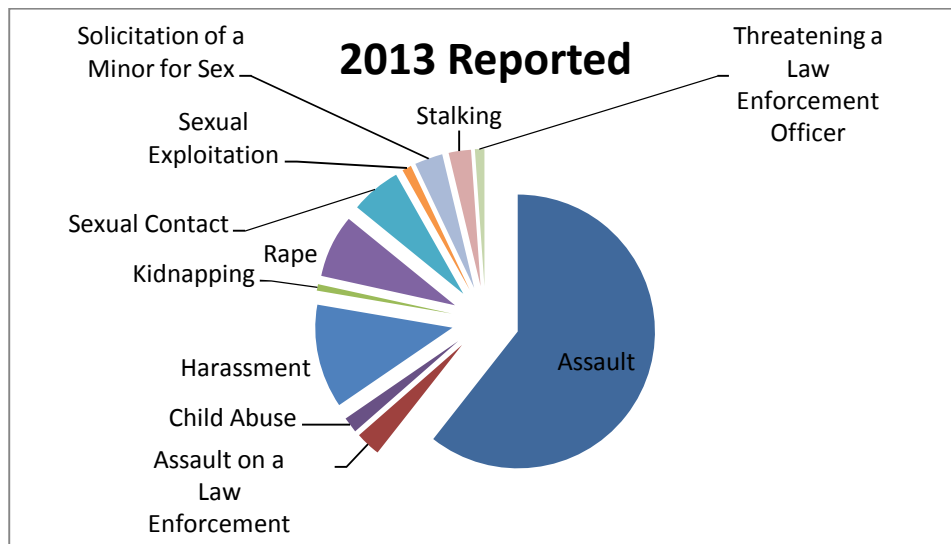
Authorized Number of Employees in 2013	36.5
Authorized Sworn Officer	27.5
Authorized 911 Telecommunicators	9
Authorized Civilian Employees	0
2013 Police Budget	\$2,054,413
2013 911 Budget	\$516,991
Total Number of Calls into 911 Center in 2013	19,148
Total 911 Area our Center Answers for	5,070 square miles
Total Number of Reported Crimes in Huron during 2013	2,143
Total Number of Arrests during 2013	1,411
Total Value of Stolen Property in 2013	\$284,217.45
Total Value of Recovered Property in 2013	\$71,746.06
Total Value of Damage Property in 2013	\$102,379.15
Total Number of Traffic Crashes in 2013	620
Number of DUI Caused Crashes	15
Most Frequent Crash Causing Factor – Inattentive/Distracted Driving.....	232 crashes
Total Number of Traffic Tickets Issued in 2013	2,220
Number of Parking Tickets in 2013	763
Most Frequent Traffic Ticket IssuedSpeeding.....	254
Total Number of Non-Criminal Calls for Service with Report	219

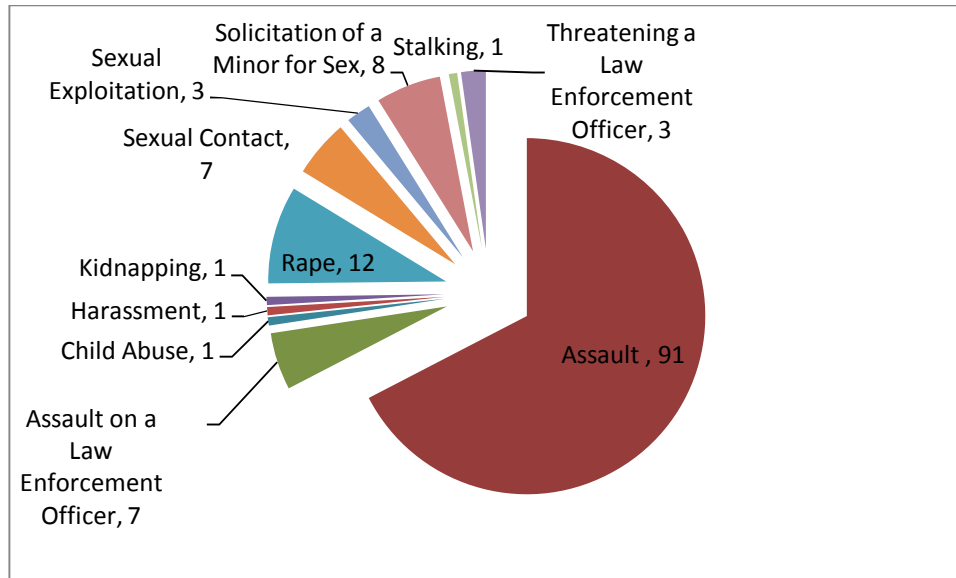
“The vision of the Huron Police Department is to be committed to excellence in leadership, providing progressive and proactive services by developing community partnerships and building for the future”.

Crimes against Persons

Crimes against persons are the most serious crimes as there are individuals who are harmed physically by the crime. These include murder, rape and assaults. In this report, there will be those crimes listed and a separate section for domestic violence. The domestic violence numbers will include both those crimes listed in the crimes against persons sections, and those crimes against property and society that were committed in 2012. Overall crimes against persons increased just over 4% over 2011.

Crime	2013 Reported	2013 Arrests	2012 Reported	2012 Arrests
Assault	163	91	192	120
Assault on a Law Enforcement Officer	8	7	7	7
Attempted Murder	0	0	1	0
Child Abuse	5	1	12	1
Domestic Violence	0	0	2	1
Elder Abuse	0	0	3	1
Harassment	33	1	35	3
Keep Child from Parent	0	0	1	0
Kidnapping	2	1	4	3
Rape	20	12	19	10
Sexual Contact	16	7	26	9
Sexual Exploitation	3	3	0	0
Solicitation of a Minor for Sex	9	8	1	0
Stalking	7	1	4	0
Threatening a Law Enforcement Officer	3	3	5	5
Vehicular Battery	0	0	0	0
Totals	272	135	312	160

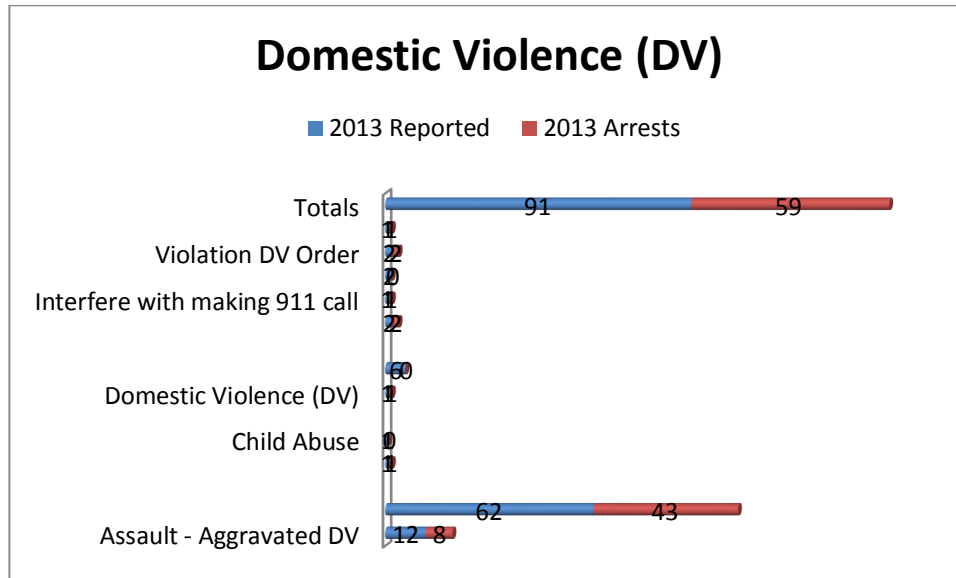




Arrests in 2012 for Crimes Against Persons

Domestic Violence only Calls

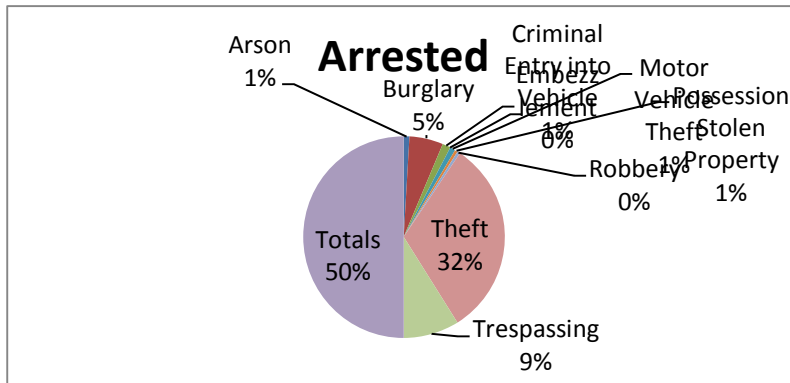
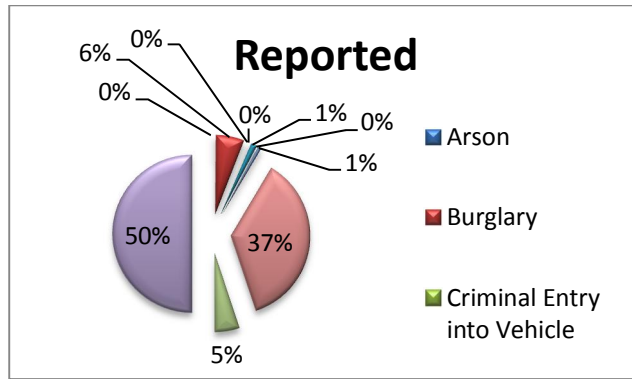
Crime	2013 Reported	2013 Arrests	2012 Reported	2012 Arrests
Assault - Aggravated DV	12	8	6	6
Assault -Simple DV	62	43	68	62
Attempted Murder	0	0	1	0
Burglary	1	1	0	0
Child Abuse	1	0	0	0
Disorderly Conduct	0	0	1	1
Domestic Violence (DV)	1	1	3	1
DV -Verbal Only*	6	0	9	0
Harassment	0	0	4	0
Intentional Damage to Property	2	2	1	1
Interfere with making 911 call	1	1	6	6
Stalking	2	0	0	0
Violation DV Order	2	2	17	10
Violation DV Release Agreement	1	1	1	1
Totals	91	59	122	92



Crimes against Property

Crimes against property are just that, crimes where property only was taken or damaged. The FBI considers theft, burglary, arson and motor vehicle theft as one of the most frequent crimes and under the old Uniform Crime Reporting System classified them as Part 1 Crimes. Many other crimes that are related to property are kept in crimes against society category. Overall reported incidences of property crime declined 38% over last years reported crimes while arrests dropped 11%.

Crime	2013 Reported	2013 Arrests	2012 Reported	2012 Arrests
Arson	1	2	13	1
Burglary	48	12	77	18
Criminal Entry into Vehicle	2	3	1	1
Embezzlement	2	0	1	0
Motor Vehicle Theft	10	2	13	6
Possession Stolen Property	1	1	2	2
Robbery	6	1	1	1
Theft	299	71	439	82
Trespassing	42	20	22	15
Totals	411	112	569	125



Crimes against Society

Crimes against society are those that include traffic crimes, crimes made illegal where there are no victims other than society, which includes disorderly conduct and of course drug crimes. This is the largest crime category. The crime against society category increased by 22.5% and arrests increased by 29.5%.

Crime	2013 Reported	2013 Arrests	2012 Reported	2012 Arrests
Aid and Abetting a Crime	0	0	2	1
Aftercare Violation	0	0	3	3
Barking Dogs	0	0	1	1
Bestiality	0	0	1	0
Carry Concealed Weapon	0	0	1	1
Conspiracy to Commit a Felony	1	0	0	0
Contributing to the Delinquency of a Minor	0	0	7	7
Cruelty to Animals	2	0	1	1
Curfew Violation	12	12	22	15
Discharge Weapon in city Limit	0	0	1	1
Disorderly Conduct	35	36	76	67
Disrupting School	4	1	0	0

Dogs Running at Large	5	0	4	2
Escape	0	0	0	3
Fail to Obtain kennel License	0	0	1	1
False Impersonation	20	20	25	23
False Statement	0	0	1	1
Felon in Possession Firearm	4	3	1	0
Filing a False Police Report	4	1	2	1
Fraud or Forgery and Bad Checks	50	10	41	10
Furnish Alcohol to Minors	3	4	13	13
Identity Theft	5	1	7	3
Impersonate a Police Officer	1	0	0	0
Incest – Aggravated	0	0	8	8
Indecent Exposure	0	0	1	0
Intentional Damage to Property (Vandalism)	202	42	244	25
Interfere with Making a 911 Call	1	1	7	8
Keeping a Place in Violation of Beverage Laws	0	0	5	5
Littering from a Vehicle	5	2	12	5
Manufacturing Child Pornography	0	0	13	12
Manufacturing a Destructive Device	0	0	3	3
Minor in Possession of Tobacco Products	8	8	19	17
Misprison of a Felony	1	1	0	0
Nuisance Beverage Law	0	0	0	0
Obstructing a Law Enforcement Officer	14	16	9	11
Open Seal in Public on Alcohol	6	6	9	7
Operating with a Revoked Tax License	0	0	1	1
Parole or Probation Violation	37	33	67	54
Possession of Firearm During Commission of a Crime	3	3	0	0
Possession of a Firearm While Intoxicated	1	1	5	5
Possession Forged Instrument	6	6	0	0
Possession of a Weapon in School	1	1	8	2
Possession of Child Porn	3	2	0	0
Possession of a Destructive Device	1	0	2	1
Prostitution	2	0	0	0
Protective Custody - Alcohol	39	39	55	55
Protective Custody - Mental Issues	37	37	60	60
Receiving Stolen Property	2	2	0	0
Reckless Burning	1	0	0	0
Resisting Arrest	10	9	11	11
Runaway Juveniles	21	21	67	57
Tampering with a Motor Vehicle	4	5	0	0
Terroristic Threats	0	0	1	1

Throwing Burning Materials	1	1	2	2
Truancy Violation	7	2	20	20
Underage Consumption	155	154	177	170
Violation of a Protection Order/No Contact Order	32	14	32	16
Violation of a Release Agreement	0	0	1	1
Violation of Sex Offender Laws	10	6	7	2
Warrant Arrests	195	195	183	193
Totals	951	695	1239	906

Drug Crimes

Crime	2013 Reported	2013 Arrests	2012 Reported	2012 Arrests
Distribution of a Controlled Substance - Marijuana	6	6	5	6
Distribution of a Controlled Substance - Methamphetamine	4	4	2	2
Distribution of a Controlled Substance – Other Drugs	2	2	3	0
Drug Free Zone	4	4	1	2
Ingesting a Controlled Substance - Marijuana	125	125	69	51
Ingesting a Controlled Substance - Methamphetamine	38	38	16	13
Ingesting a Controlled Substance – Other Drugs	11	11	21	21
Keeping a Place Where Drugs are Kept or Used	3	3	2	2
Obtain Prescription by Fraud or Forgery	1	1	0	0
Possession of a Controlled Substance - Cocaine	0	0	2	1
Possession of a Controlled Substance - Ecstasy	0	0	0	0
Possession of a Controlled Substance - Marijuana	143	143	111	110
Possession of a Controlled Substance - Methamphetamine	33	33	11	16
Possession of a Controlled Substance - Other Drugs	8	7	8	4
Possession of Drug Paraphernalia	107	107	81	81
Total Drug Crimes	485	484	332	309

Other Calls for Service

Not all other calls for service are tracked, those listed are those that a police report was written. If no report was written, that comes under the dispatch section for total calls handled or in the traffic section for traffic crash investigations.

Call	2013	2012
All Other Calls for Service	206	180
Death Investigations	12	17
Suicide Investigations	1	7
Totals	219	204

Traffic Services

Traffic Services includes parking tickets, traffic tickets and crashes. There were 2,220 tickets issued in 2013. In addition, there were 620 traffic crashes within the city limits last year.

	2013	2012
Fatal Traffic Crashes	0	1
Injury Traffic Crashes	42	55
Non-Injury Traffic Crashes	578	557
Total Crashes	620	613

Traffic Tickets Issued

Traffic Law Violations	2013 Cited	2012 Cited
Allow Unauthorized Use of a Vehicle	5	6
Careless Driving	35	32
Distracted Driving	6	0
Driving Beyond License Restrictions	52	63
Driving Improperly Loaded Vehicle	1	0
Driving on a Sidewalk	0	1
Driving on Wrong Side of Roadway	2	3
Driving Through a Roadblock	0	4
Driving Under the Influence (DUI)	187	164
Driving While Canceled	2	0
Driving While Revoked	11	20
Driving While Suspended	46	54
Driving with Parking Lights on	0	1
Driving Without Lights on When Required	7	0
Eluding Police	4	3
Equipment – Headlight	0	1
Equipment – No Tail Lights	0	0
Exhibition Driving	18	36
Expired Driver’s License	0	3
Expired License Plates	23	35
Fail to Dim Headlights	2	2
Fail to Display Drivers License	1	0
Fail to Display License Plates	3	6
Fail to Provide Proof of Insurance	159	167
Fail to Register Vehicle	0	1
Fail to Report a Crash	17	16

Fail to Slow for Stopped Emergency Vehicle	1	5
Fail to Stop for Railroad Tracks	1	0
Fail to Stop Before Roadway	2	0
Fail to Stop for Police	9	10
Fail to Submit to PBT After Crash	1	0
Fail to Use Child Restraint	28	52
Fail to Use Seatbelt	119	253
Fail to Use Truck Route	2	0
Fail to Yield Right of Way	5	15
Hit and Run	13	21
Illegal Turns	6	6
Illegal U-Turn	2	3
Impeding Traffic	1	0
Motorcycle Helmet Violation	0	2
No Eye Protection on Motorcycle	1	2
No Motorcycle Endorsement	0	1
No Valid Driver's License	250	269
Obstructed License Plates	1	0
Open Container of Alcohol in Vehicle	71	57
Overdriving Roadway	7	8
Parking Violations all Types	763	402
Passing in a No Passing Zone	0	1
Possession of a Suspended License	1	0
Racing in Roadway	2	2
Reckless Driving	9	13
Speeding	254	386
Stop Light Violations	31	61
Stop Sign Violations	41	50
Switched License Plates	4	4
Turn from Wrong Lane	0	1
Unlawful Passing	1	0
Unsafe Backing	3	1
Unsafe Lane Change	9	7
Wrong Way on One Way Alley	1	1
Totals	2,220	2,251

Community Programs and Services

The Huron Police Department participated in the following programs and activities during 2013

Citizens Police Academy ó Providing basic overview and instruction to community members on law enforcement.

DEA Drug Take Back Program ó Providing a location once in April and once in October for citizens to bring in their unused or unneeded prescription and over the counter drugs.

Drug Abuse Resistance Education (DARE) ó Providing education to school children in both the public and private schools on how to resist drugs.

Bicycle Safety ó Providing education in the schools on bicycle safety

Safety Town ó Assisting with providing basic safety to children

National Night Out ó Providing a place for the community to come together to meet with police officers, service providers and their neighbors within the community to strengthen our commitment to prevent crime

Immigrant Orientation Program ó Providing information to new immigrants to the United States that have settled into Huron with the basics of police and emergency 911 services available to them.

Trunk or Treat Program ó In partnership with others, having officers at the trunks of their patrol cars handing out candy to trick or treaters on Halloween.

Shop with a Cop Program ó In partnership with community businesses, provide a positive experience with underprivileged children during the Christmas season

Huron Police Department Personnel

The Huron Police Department consists of 27.5 sworn officers and 9 non-sworn communications personnel. The descriptions of the departmental functions are as follows:

Office of the Chief

The Chief is the department head of the organization. A Deputy Chief of Police assists him; The Deputy Chief is assigned to the Detectives section except when the chief is unavailable. The Chief of Police is Gary D. Will Jr.

Detectives

The Detectives Section is staffed with four personnel. They are the Deputy Chief of Police and three Detective Sergeants. Detectives primarily investigate felony crimes that the patrol section is unable to finish. They also investigate the more complex types of crimes. While there is no formal difference between the three detective sergeants with each handling on-call duties and taking any case that is assigned to them, the detectives specialize in one of three areas. Those areas are juvenile and sex crimes, white-collar crimes, and drug crimes. The personnel assigned to this section are:

Deputy Chief Denny Meyer (Evidence Room, Hostage Negotiator)

Detective Sergeant Bill Ehlers (white-collar crimes)

Detective Sergeant Gene Miller (juveniles and sex crimes)

Detective Sergeant Jamie Gogolin (drug crimes)

School Resource

Through an intergovernmental agreement with the school district, the department has a school resource officer. The officer works with both the public and private schools in the city. During the school year, the officer is assigned to the schools but does assist with cases as needed. During the non-school session, the officer is assigned to patrol duties. The school resource officer is:

Patrol Officer Nathan Benjamin (SRT, Defensive Tactics Instructor)

Code Enforcement

The department has a code enforcement officer that works out of the building and inspections office of City Hall. Code enforcement consists of violations of the cities nuisance ordinances and related building and zoning laws. The code enforcement officer also provides backup patrol services and does handle the airport law enforcement officer functions when patrol is unable to provide an officer during flight operations. The code enforcement officer is:

Patrol Officer Jack Neitzert

Patrol

Patrol is the largest section of the police department. Officers assigned to patrol also handle extra duties. Our patrol section is divided into two day and two night shifts. Each shift works 12 hours with a rotating schedule of two days on, two days off, three days on and three days off. The day shifts are commanded by a shift captain and have one sergeant and two officers per shift. The night shifts have a shift captain, one patrol sergeant and three officers. The personnel assigned to the patrol section with some of the extra duties noted are:

Captain Kevin VanDiepen (SRT Team Commander, Fleet Services Manager)

Captain Jason Bechtold (Radar Instructor)

Captain Paul Sides (Hostage Negotiator, Field Training Officer (FTO) Coordinator, Crime Free Housing)

Captain Dan Kight (Training Officer)

Patrol Sergeant Dan Schlader (Firearms and Active Shooter Training Instructor, SRT Team)

Patrol Sergeant Brandon Neitzert (Public Information Officer, Hostage Negotiator, SRT Team Leader)

Patrol Sergeant Joe Skorheim (Bicycle Safety Coordinator)

Patrol Sergeant Casey Spinsby (information Technology, SRT Team, FTO, Firearms and Taser Instructor)

Patrol Officer Sarah Bowen (Deputy Public Information Officer, Crime Free Housing, Bicycle Patrol Officer)

Patrol Officer Mark Brueggeman (SRT Team)

Patrol Officer Adam Doerr (SRT Team, FTO)

Patrol Officer Sam Beuch (Police Fitness Instructor)

Patrol Officer Sam Freng (Bicycle Patrol Officer)

Patrol Officer Mark Johnson (Community Services Officer, Alcohol Sales, and Taser Instructor)

Patrol Officer Derek Layher (Hostage Negotiator, SRT Team, K-9 Handler, Taser Instructor)

Patrol Officer Jeff Van Gerpen (Deputy Community Services Officer, EVOC and Firearms Instructor)

Patrol Officer Tim Opheim (SRT Team)

Patrol Officer Amber Tennant

Patrol Services K-9 Cody

Special Response Team

The department operates a special response team (SRT). The SRT is a tactical team that has specialized equipment and training that allows them to conduct highly dangerous operations for the safety of the officers, suspects, victims and community at large. Deployments in 2012 included drug raids. Prior deployments include during Presidential candidate visits, barricaded subjects and to relieve other tactical teams in other communities during lengthy barricaded subject situations in those communities.

Airport Law Enforcement Officer (LEO)

Because the Huron Regional Airport has scheduled airline service, under TSA regulations a certified law enforcement officer must be present at the airport before a passenger can go through the screening and boarding process. All Huron police officers are trained to perform the LEO duties. Officers are only present from boarding until the plane leaves. The federal government reimburses the city for the officers' time at the airport including the perimeter security check that is done daily. We do have a part-time officer assigned to the airport.

Patrol Officer Aaron Meyer

Communications

The communications section provides 911 answering and radio dispatch services to the City of Huron and by contracts with Beadle County, Clark County, Hand County, Jerauld County and Kingsbury County. During 2013 our communications center handled 19,148 which is down from 2012 when our communications center handled 21,957 calls

Communications personnel are certified by the State of South Dakota. Our personnel are:

911 Telecommunications Supervisor Lisa McWethy
911 Telecommunicator Hannah Heyd
911 Telecommunicator Joe Daniel
911 Telecommunicator Gina Polfus (FTO)
911 Telecommunicator Susie Tschetter (FTO)
911 Telecommunicator Sherry Wold
911 Telecommunicator Christina Harrington

Personnel Changes

As with any organization, there is turnover in personnel for many reasons. The following personnel changes occurred in 2012.

Retirements

911 Telecommunicator Brenda Mann

Resignations

911 Telecommunicator Sherry Wold

New Hires

Patrol Officer Amber Tennant
Patrol Officer Aaron Meyer

Awards and Honors

The following have been recognized in 2013 for services to the community

Officer of the Year ó Patrol Sergeant Brandon Neitzert

911 Telecommunicator of the Year ó 911 Telecommunicator Hannah Heyd

Medal of Valor - Patrol Officer Mark Johnson
Patrol Officer Tim Opheim

On 3/10/13 they entered a smoke filled apartment without proper safety equipment to rescue the man living in the apartment where a fire occurred in the kitchen at great risk to their own lives.

Merit Award ó Patrol Sergeant Brandon Neitzert
Patrol Officer Cory Borg
Patrol Officer Derek Layher

On 3/1/13 responded to assist Beadle County locate a runaway who was lost in a snow covered field without proper clothing and in locating her and returning her safely to her residence.

Merit Award ó Patrol Sergeant Dan Schlader

Acted as shift supervisor from 8/28/12 to 12/2/12 while there was no Captain assigned to the shift.

Merit Award ó 911 Telecommunications Supervisor Lisa McWethy
911 Telecommunicator Joe Daniel
911 Telecommunicator Sherry Wold

On 6/21/13 during a severe storm, they kept calm under the intense situation handling hundreds of calls in a short time frame and dispatching needed police, fire, ambulance, road crews and power company crews to the presidentially declared disaster.

Community Service Award ó Patrol Officer Sam Freng

For his work with the youth of the community and with the Huron Hockey Association

Letters of Commendation ó Patrol Sergeant Dan Schlader (CPR Attempt)
Patrol Officer Sarah Bowen (CPR Attempt)
Patrol Officer Adam Doerr (CPR Attempt)
Patrol Officer Adam Doerr (Criminal Investigation)

Civilian Service Award ó Richard Klinsky

For assisting a woman suffering from severe hypothermia that resulted in the saving of the woman's life on 12/23/13.

Civilian Service Award ó Sean M. X. Kelley

For using the Heimlich maneuver on a Huron Police Officer choking on food on 12/18/13 that saved the officer's life.

The Huron Police Department received an Award for Cities fewer than 15,000 for our 2013 National Night Out Activity.



Scan here with a QR reader to visit the Huron Police Webpage